



## Ennio SM PC

### SURFACE MOUNTED | DALI EM SERIES

Ennio SM PC is a versatile surface mounted luminaire. Ennio creates a mellow ambient, pleasant light, appropriate for office environments in particular. It can be equipped with dimming and emergency kits.

Ennio SM PC has several series, determined by various add-on and controls:


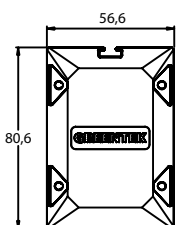
- Ennio SM PC Non-DALI: the standard version
- Ennio SM PC Non-DALI EM: the standard version with emergency option
- Ennio SM PC DALI: with DALI controls for illumination adjustments
- **Ennio SM PC DALI EM: with DALI controls for illumination adjustments and emergency options**

### FEATURES & BENEFITS

- CRI 80 as standard
- Color temperatures: 3000K, 4000K, 5000K and 6500K
- Long rated life: L90/B10@50.000h
- Luminaire efficiency: 113 lm/w @4000K
- With emergency kits of 1h and 3 h (EM series only)

### APPLICATION

Office | Healthcare | Hospitality | DIY



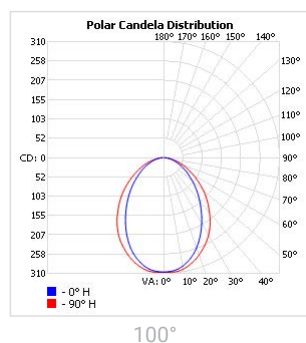
## SPECIFICATIONS

Power consumption (W)	15, 25, 32, 38, 50	23, 33, 37, 50, 60	30, 50, 64, 76, 100	46, 66, 74, 100, 120
Dimensions (mm)	1191 x 57 x 81 ± 1	1472 x 57 x 81 ± 1	2313 x 57 x 81 ± 1	2874 x 57 x 81 ± 1
Weight (kg)	3.3 - 3.4	4 - 4.1	6.3 - 6.5	7.4 - 7.6
DALI addresses	1 address	1 address	2 addresses	2 addresses
Housing materials	Aluminum & Polycarbonate			
IK code	IK02			
THD (at 230V, 50Hz, Full load)	<9%			
Protection class	Safety class 1			
Operating temperature [°C]	+5°C ... +40°C / +41F ... +104F			
Operating humidity [%]	10 ÷ 85			
Power factor	≥0.95			
AC Input [Vac]	220 - 240 VAC			
Lens angle [°] (UP/DOWN)	100°			
Lifespan [h]	50,000			
Housing color	○ White - RAL 9003, ● Anodised black, ● Anodised grey			
Lumen maintenance	L90/B10@50.000h at 25°C			
IP factor	IP20			
Control optional	DALI			
Warranty [years]	5			
Storage temperature range [°C]	+5°C ... +25°C / +41F ... +77F			
Emergency option	EM1H, EM3H			

Light application	Standard
CRI	CRI 80
CCT [K]	3000K, 4000K, 5000K, 6500K
MacAdam	4

CRI - Color rendering, CCT - Color temperature, MacAdam - Color consistency

## LIGHT DISTRIBUTION



**TOLERANCES****Luminous flux tolerances:** -/+ 5%**Consumption tolerance:** -/+ 5% for Non-DALI | -/+ 10% for Non-DALI & KIT EM | -/+ 10% for DALI | -/+ 15% for DALI & KIT EM**BATTERY WARRANTY****Non-DALI EM & DALI EM:** 12 months warranty**Non-DALI & DALI:** -**MAXIMUM NO. OF LUMINAIRES ON A CIRCUIT**

Power	Control type	Circuit Breaker Type					
		B			C		
		20	16	10	20	16	10
< 50W	Non-DALI	38	30	19	62	51	31
≥ 50W	Non-DALI	38	30	19	62	51	31
< 80W	DALI	27	21	13	45	35	21

**RISK GROUP****Standard (CRI80)** RG1**FOOD (BVF, FBS, FSM)** RG1**FOOD ≤35W (FZM, FSH)** RG1**FOOD >35W (FZM, FSH)** RG2**FAS** RG1**AMB2200** RG1**ART** RG1**AGI** RG1**CRI90** RG1**CRI95** RG1**ENT** RG1**RG1**

The evaluation of photobiological safety is carried out according to the standard IEC 62471:2008 ("Photobiological safety of lamps and lamp systems"). Following the definition of the risk grouping system of the mentioned IEC standard, the LEDs mounted on this family fall into the class "Low Risk (RG1 – No photobiological hazard under normal behavioral limitations)". Under real circumstances (regarding exposure time, pupils, observation distance), it is assumed that there is no endangerment to the eye from these devices. As a matter of principle, however, it should be mentioned that intense light sources have a high secondary exposure potential due to their blinding effect.

**RG2**

The evaluation of photobiological safety is carried out according to the standard IEC 62471:2008 ("Photobiological safety of lamps and lamp systems"). Following the definition of the risk grouping system of the mentioned IEC standard, the LEDs mounted on this family fall into the class "Moderate Risk (RG2)". Under real circumstances (regarding exposure time, pupils, observation distance), it is assumed that there is no endangerment to the eye from these devices. As a matter of principle, however, it should be mentioned that intense light sources have a high secondary exposure potential due to their blinding effect.

## SKU SPECIFICATIONS

Product Code	Dimensions (mm)	CCT (K)	Lumens (lm)	Power (W)	Eff. (lm/watt)	Lens Angle (°)
<b>CRI 80</b>						
2B30112 EnnioSM 120SM/3000/15W/80/PC/EM1H	1191 x 57 x 81 mm	3000	1530	15W	102	100°
2B30113 EnnioSM 120SM/4000/15W/80/PC/EM1H	1191 x 57 x 81 mm	4000	1595	15W	107	100°
2B30114 EnnioSM 120SM/5000/15W/80/PC/EM1H	1191 x 57 x 81 mm	5000	1640	15W	110	100°
2B30115 EnnioSM 120SM/6500/15W/80/PC/EM1H	1191 x 57 x 81 mm	6500	1595	15W	107	100°
2B30116 EnnioSM 120SM/3000/25W/80/PC/EM1H	1191 x 57 x 81 mm	3000	2680	25W	108	100°
2B30117 EnnioSM 120SM/4000/25W/80/PC/EM1H	1191 x 57 x 81 mm	4000	2795	25W	112	100°
2B30118 EnnioSM 120SM/5000/25W/80/PC/EM1H	1191 x 57 x 81 mm	5000	2870	25W	115	100°
2B30119 EnnioSM 120SM/6500/25W/80/PC/EM1H	1191 x 57 x 81 mm	6500	2795	25W	112	100°
2B30120 EnnioSM 120SM/3000/32W/80/PC/EM1H	1191 x 57 x 81 mm	3000	3190	32W	100	100°
2B30121 EnnioSM 120SM/4000/32W/80/PC/EM1H	1159 x 74 x 81 mm	4000	3325	32W	104	100°
2B30122 EnnioSM 120SM/5000/32W/80/PC/EM1H	1191 x 57 x 81 mm	5000	3415	32W	107	100°
2B30123 EnnioSM 120SM/6500/32W/80/PC/EM1H	1191 x 57 x 81 mm	6500	3325	32W	104	100°
2B30124 EnnioSM 120SM/3000/38W/80/PC/EM1H	1191 x 57 x 81 mm	3000	3810	38W	101	100°
2B30125 EnnioSM 120SM/4000/38W/80/PC/EM1H	1191 x 57 x 81 mm	4000	3970	38W	105	100°
2B30126 EnnioSM 120SM/5000/38W/80/PC/EM1H	1191 x 57 x 81 mm	5000	4075	38W	108	100°
2B30127 EnnioSM 120SM/6500/38W/80/PC/EM1H	1191 x 57 x 81 mm	6500	3970	38W	105	100°
2B30128 EnnioSM 120SM/3000/50W/80/PC/EM1H	1191 x 57 x 81 mm	3000	4620	50W	93	100°
2B30129 EnnioSM 120SM/4000/50W/80/PC/EM1H	1191 x 57 x 81 mm	4000	4815	50W	97	100°
2B30130 EnnioSM 120SM/5000/50W/80/PC/EM1H	1191 x 57 x 81 mm	5000	4945	50W	99	100°
2B30131 EnnioSM 120SM/6500/50W/80/PC/EM1H	1191 x 57 x 81 mm	6500	4815	50W	97	100°
2B30132 EnnioSM 150SM/3000/23W/80/PC/EM1H	1472 x 57 x 81 mm	3000	2450	23W	107	100°
2B30133 EnnioSM 150SM/4000/23W/80/PC/EM1H	1472 x 57 x 81 mm	4000	2550	23W	111	100°
2B30134 EnnioSM 150SM/5000/23W/80/PC/EM1H	1472 x 57 x 81 mm	5000	2620	23W	114	100°
2B30135 EnnioSM 150SM/6500/23W/80/PC/EM1H	1472 x 57 x 81 mm	6500	2550	23W	111	100°
2B30136 EnnioSM 150SM/3000/33W/80/PC/EM1H	1472 x 57 x 81 mm	3000	3555	33W	108	100°
2B30137 EnnioSM 150SM/4000/33W/80/PC/EM1H	1472 x 57 x 81 mm	4000	3705	33W	113	100°
2B30138 EnnioSM 150SM/5000/33W/80/PC/EM1H	1472 x 57 x 81 mm	5000	3805	33W	116	100°
2B30139 EnnioSM 150SM/6500/33W/80/PC/EM1H	1472 x 57 x 81 mm	6500	3705	33W	113	100°
2B30140 EnnioSM 150SM/3000/37W/80/PC/EM1H	1472 x 57 x 81 mm	3000	3810	37W	103	100°
2B30141 EnnioSM 150SM/4000/37W/80/PC/EM1H	1472 x 57 x 81 mm	4000	3970	37W	108	100°
2B30142 EnnioSM 150SM/5000/37W/80/PC/EM1H	1472 x 57 x 81 mm	5000	4075	37W	111	100°
2B30143 EnnioSM 150SM/6500/37W/80/PC/EM1H	1472 x 57 x 81 mm	6500	3970	37W	108	100°
2B30144 EnnioSM 150SM/3000/50W/80/PC/EM1H	1472 x 57 x 81 mm	3000	5000	50W	100	100°
2B30145 EnnioSM 150SM/4000/50W/80/PC/EM1H	1472 x 57 x 81 mm	4000	5210	50W	105	100°
2B30146 EnnioSM 150SM/5000/50W/80/PC/EM1H	1472 x 57 x 81 mm	5000	5355	50W	108	100°
2B30147 EnnioSM 150SM/6500/50W/80/PC/EM1H	1472 x 57 x 81 mm	6500	5210	50W	105	100°
2B30148 EnnioSM 150SM/3000/60W/80/PC/EM1H	1472 x 57 x 81 mm	3000	5750	60W	96	100°
2B30149 EnnioSM 150SM/4000/60W/80/PC/EM1H	1472 x 57 x 81 mm	4000	5995	60W	100	100°
2B30150 EnnioSM 150SM/5000/60W/80/PC/EM1H	1472 x 57 x 81 mm	5000	6155	60W	103	100°
2B30151 EnnioSM 150SM/6500/60W/80/PC/EM1H	1472 x 57 x 81 mm	6500	5995	60W	100	100°
2B30152 EnnioSM 240SM/3000/30W/80/PC/EM1H	2313 x 57 x 81 mm	3000	3060	30W	102	100°
2B30153 EnnioSM 240SM/4000/30W/80/PC/EM1H	2313 x 57 x 81 mm	4000	3190	30W	107	100°
2B30154 EnnioSM 240SM/5000/30W/80/PC/EM1H	2313 x 57 x 81 mm	5000	3280	30W	110	100°
2B30155 EnnioSM 240SM/6500/30W/80/PC/EM1H	2313 x 57 x 81 mm	6500	3190	30W	107	100°
2B30156 EnnioSM 240SM/3000/50W/80/PC/EM1H	2313 x 57 x 81 mm	3000	5360	50W	108	100°
2B30157 EnnioSM 240SM/4000/50W/80/PC/EM1H	2313 x 57 x 81 mm	4000	5590	50W	112	100°
2B30158 EnnioSM 240SM/5000/50W/80/PC/EM1H	2313 x 57 x 81 mm	5000	5740	50W	115	100°
2B30159 EnnioSM 240SM/6500/50W/80/PC/EM1H	2313 x 57 x 81 mm	6500	5590	50W	112	100°
2B30160 EnnioSM 240SM/3000/64W/80/PC/EM1H	2313 x 57 x 81 mm	3000	6380	64W	100	100°

## SKU SPECIFICATIONS

Product Code	Dimensions (mm)	CCT (K)	Lumens (lm)	Power (W)	Eff. (lm/watt)	Lens Angle (°)
<b>CRI 80</b>						
2B30161 EnnioSM 240SM/4000/64W/80/PC/EM1H	2313 x 57 x 81 mm	4000	6650	64W	104	100°
2B30162 EnnioSM 240SM/5000/64W/80/PC/EM1H	2313 x 57 x 81 mm	5000	6830	64W	107	100°
2B30163 EnnioSM 240SM/6500/64W/80/PC/EM1H	2313 x 57 x 81 mm	6500	6650	64W	104	100°
2B30164 EnnioSM 240SM/3000/76W/80/PC/EM1H	2313 x 57 x 81 mm	3000	7620	76W	101	100°
2B30165 EnnioSM 240SM/4000/76W/80/PC/EM1H	2313 x 57 x 81 mm	4000	7940	76W	105	100°
2B30166 EnnioSM 240SM/5000/76W/80/PC/EM1H	2313 x 57 x 81 mm	5000	8150	76W	108	100°
2B30167 EnnioSM 240SM/6500/76W/80/PC/EM1H	2313 x 57 x 81 mm	6500	7940	76W	105	100°
2B30168 EnnioSM 240SM/3000/100W/80/PC/EM1H	2313 x 57 x 81 mm	3000	9240	100W	93	100°
2B30169 EnnioSM 240SM/4000/100W/80/PC/EM1H	2313 x 57 x 81 mm	4000	9630	100W	97	100°
2B30170 EnnioSM 240SM/5000/100W/80/PC/EM1H	2313 x 57 x 81 mm	5000	9890	100W	99	100°
2B30171 EnnioSM 240SM/6500/100W/80/PC/EM1H	2313 x 57 x 81 mm	6500	9630	100W	97	100°
2B30172 EnnioSM 300SM/3000/46W/80/PC/EM1H	2874 x 57 x 81 mm	3000	4900	46W	107	100°
2B30173 EnnioSM 300SM/4000/46W/80/PC/EM1H	2874 x 57 x 81 mm	4000	5100	46W	111	100°
2B30174 EnnioSM 300SM/5000/46W/80/PC/EM1H	2874 x 57 x 81 mm	5000	5240	46W	114	100°
2B30175 EnnioSM 300SM/6500/46W/80/PC/EM1H	2874 x 57 x 81 mm	6500	5100	46W	111	100°
2B30176 EnnioSM 300SM/3000/66W/80/PC/EM1H	2874 x 57 x 81 mm	3000	7110	66W	108	100°
2B30177 EnnioSM 300SM/4000/66W/80/PC/EM1H	2874 x 57 x 81 mm	4000	7410	66W	113	100°
2B30178 EnnioSM 300SM/5000/66W/80/PC/EM1H	2874 x 57 x 81 mm	5000	7610	66W	116	100°
2B30179 EnnioSM 300SM/6500/66W/80/PC/EM1H	2874 x 57 x 81 mm	6500	7410	66W	113	100°
2B30180 EnnioSM 300SM/3000/74W/80/PC/EM1H	2874 x 57 x 81 mm	3000	7620	74W	103	100°
2B30181 EnnioSM 300SM/4000/74W/80/PC/EM1H	2874 x 57 x 81 mm	4000	7940	74W	108	100°
2B30182 EnnioSM 300SM/5000/74W/80/PC/EM1H	2874 x 57 x 81 mm	5000	8150	74W	111	100°
2B30183 EnnioSM 300SM/6500/74W/80/PC/EM1H	2874 x 57 x 81 mm	6500	7940	74W	108	100°
2B30184 EnnioSM 300SM/3000/100W/80/PC/EM1H	2874 x 57 x 81 mm	3000	10000	100W	100	100°
2B30185 EnnioSM 300SM/4000/100W/80/PC/EM1H	2874 x 57 x 81 mm	4000	10420	100W	105	100°
2B30186 EnnioSM 300SM/5000/100W/80/PC/EM1H	2874 x 57 x 81 mm	5000	10710	100W	108	100°
2B30187 EnnioSM 300SM/6500/100W/80/PC/EM1H	2874 x 57 x 81 mm	6500	10420	100W	105	100°
2B30188 EnnioSM 300SM/3000/120W/80/PC/EM1H	2874 x 57 x 81 mm	3000	11500	120W	96	100°
2B30189 EnnioSM 300SM/4000/120W/80/PC/EM1H	2874 x 57 x 81 mm	4000	11990	120W	100	100°
2B30190 EnnioSM 300SM/5000/120W/80/PC/EM1H	2874 x 57 x 81 mm	5000	12310	120W	103	100°
2B30191 EnnioSM 300SM/6500/120W/80/PC/EM1H	2874 x 57 x 81 mm	6500	11990	120W	100	100°
2B30212 EnnioSM 120SM/3000/15W/80/PC/EM3H	1191 x 57 x 81 mm	3000	1530	15W	102	100°
2B30213 EnnioSM 120SM/4000/15W/80/PC/EM3H	1191 x 57 x 81 mm	4000	1595	15W	107	100°
2B30214 EnnioSM 120SM/5000/15W/80/PC/EM3H	1191 x 57 x 81 mm	5000	1640	15W	110	100°
2B30215 EnnioSM 120SM/6500/15W/80/PC/EM3H	1191 x 57 x 81 mm	6500	1595	15W	107	100°
2B30216 EnnioSM 120SM/3000/25W/80/PC/EM3H	1191 x 57 x 81 mm	3000	2680	25W	108	100°
2B30217 EnnioSM 120SM/4000/25W/80/PC/EM3H	1191 x 57 x 81 mm	4000	2795	25W	112	100°
2B30218 EnnioSM 120SM/5000/25W/80/PC/EM3H	1191 x 57 x 81 mm	5000	2870	25W	115	100°
2B30219 EnnioSM 120SM/6500/25W/80/PC/EM3H	1191 x 57 x 81 mm	6500	2795	25W	112	100°
2B30220 EnnioSM 120SM/3000/32W/80/PC/EM3H	1191 x 57 x 81 mm	3000	3190	32W	100	100°
2B30221 EnnioSM 120SM/4000/32W/80/PC/EM3H	1159 x 74 x 81mm	4000	3325	32W	104	100°
2B30222 EnnioSM 120SM/5000/32W/80/PC/EM3H	1191 x 57 x 81 mm	5000	3415	32W	107	100°
2B30223 EnnioSM 120SM/6500/32W/80/PC/EM3H	1191 x 57 x 81 mm	6500	3325	32W	104	100°
2B30224 EnnioSM 120SM/3000/38W/80/PC/EM3H	1191 x 57 x 81 mm	3000	3810	38W	101	100°
2B30225 EnnioSM 120SM/4000/38W/80/PC/EM3H	1191 x 57 x 81 mm	4000	3970	38W	105	100°
2B30226 EnnioSM 120SM/5000/38W/80/PC/EM3H	1191 x 57 x 81 mm	5000	4075	38W	108	100°
2B30227 EnnioSM 120SM/6500/38W/80/PC/EM3H	1191 x 57 x 81 mm	6500	3970	38W	105	100°
2B30228 EnnioSM 120SM/3000/50W/80/PC/EM3H	1191 x 57 x 81 mm	3000	4620	50W	93	100°
2B30229 EnnioSM 120SM/4000/50W/80/PC/EM3H	1191 x 57 x 81 mm	4000	4815	50W	97	100°

## SKU SPECIFICATIONS

Product Code	Dimensions (mm)	CCT (K)	Lumens (lm)	Power (W)	Eff. (lm/watt)	Lens Angle (°)
<b>CRI 80</b>						
2B30230 EnnioSM 120SM/5000/50W/80/PC/EM3H	1191 x 57 x 81 mm	5000	4945	50W	99	100°
2B30231 EnnioSM 120SM/6500/50W/80/PC/EM3H	1191 x 57 x 81 mm	6500	4815	50W	97	100°
2B30232 EnnioSM 150SM/3000/23W/80/PC/EM3H	1472 x 57 x 81 mm	3000	2450	23W	107	100°
2B30233 EnnioSM 150SM/4000/23W/80/PC/EM3H	1472 x 57 x 81 mm	4000	2550	23W	111	100°
2B30234 EnnioSM 150SM/5000/23W/80/PC/EM3H	1472 x 57 x 81 mm	5000	2620	23W	114	100°
2B30235 EnnioSM 150SM/6500/23W/80/PC/EM3H	1472 x 57 x 81 mm	6500	2550	23W	111	100°
2B30236 EnnioSM 150SM/3000/33W/80/PC/EM3H	1472 x 57 x 81 mm	3000	3555	33W	108	100°
2B30237 EnnioSM 150SM/4000/33W/80/PC/EM3H	1472 x 57 x 81 mm	4000	3705	33W	113	100°
2B30238 EnnioSM 150SM/5000/33W/80/PC/EM3H	1472 x 57 x 81 mm	5000	3805	33W	116	100°
2B30239 EnnioSM 150SM/6500/33W/80/PC/EM3H	1472 x 57 x 81 mm	6500	3705	33W	113	100°
2B30240 EnnioSM 150SM/3000/37W/80/PC/EM3H	1472 x 57 x 81 mm	3000	3810	37W	103	100°
2B30241 EnnioSM 150SM/4000/37W/80/PC/EM3H	1472 x 57 x 81 mm	4000	3970	37W	108	100°
2B30242 EnnioSM 150SM/5000/37W/80/PC/EM3H	1472 x 57 x 81 mm	5000	4075	37W	111	100°
2B30243 EnnioSM 150SM/6500/37W/80/PC/EM3H	1472 x 57 x 81 mm	6500	3970	37W	108	100°
2B30244 EnnioSM 150SM/3000/50W/80/PC/EM3H	1472 x 57 x 81 mm	3000	5000	50W	100	100°
2B30245 EnnioSM 150SM/4000/50W/80/PC/EM3H	1472 x 57 x 81 mm	4000	5210	50W	105	100°
2B30246 EnnioSM 150SM/5000/50W/80/PC/EM3H	1472 x 57 x 81 mm	5000	5355	50W	108	100°
2B30247 EnnioSM 150SM/6500/50W/80/PC/EM3H	1472 x 57 x 81 mm	6500	5210	50W	105	100°
2B30248 EnnioSM 150SM/3000/60W/80/PC/EM3H	1472 x 57 x 81 mm	3000	5750	60W	96	100°
2B30249 EnnioSM 150SM/4000/60W/80/PC/EM3H	1472 x 57 x 81 mm	4000	5995	60W	100	100°
2B30250 EnnioSM 150SM/5000/60W/80/PC/EM3H	1472 x 57 x 81 mm	5000	6155	60W	103	100°
2B30251 EnnioSM 150SM/6500/60W/80/PC/EM3H	1472 x 57 x 81 mm	6500	5995	60W	100	100°
2B30252 EnnioSM 240SM/3000/30W/80/PC/EM3H	2313 x 57 x 81 mm	3000	3060	30W	102	100°
2B30253 EnnioSM 240SM/4000/30W/80/PC/EM3H	2313 x 57 x 81 mm	4000	3190	30W	107	100°
2B30254 EnnioSM 240SM/5000/30W/80/PC/EM3H	2313 x 57 x 81 mm	5000	3280	30W	110	100°
2B30255 EnnioSM 240SM/6500/30W/80/PC/EM3H	2313 x 57 x 81 mm	6500	3190	30W	107	100°
2B30256 EnnioSM 240SM/3000/50W/80/PC/EM3H	2313 x 57 x 81 mm	3000	5360	50W	108	100°
2B30257 EnnioSM 240SM/4000/50W/80/PC/EM3H	2313 x 57 x 81 mm	4000	5590	50W	112	100°
2B30258 EnnioSM 240SM/5000/50W/80/PC/EM3H	2313 x 57 x 81 mm	5000	5740	50W	115	100°
2B30259 EnnioSM 240SM/6500/50W/80/PC/EM3H	2313 x 57 x 81 mm	6500	5590	50W	112	100°
2B30260 EnnioSM 240SM/3000/64W/80/PC/EM3H	2313 x 57 x 81 mm	3000	6380	64W	100	100°
2B30261 EnnioSM 240SM/4000/64W/80/PC/EM3H	2313 x 57 x 81 mm	4000	6650	64W	104	100°
2B30262 EnnioSM 240SM/5000/64W/80/PC/EM3H	2313 x 57 x 81 mm	5000	6830	64W	107	100°
2B30263 EnnioSM 240SM/6500/64W/80/PC/EM3H	2313 x 57 x 81 mm	6500	6650	64W	104	100°
2B30264 EnnioSM 240SM/3000/76W/80/PC/EM3H	2313 x 57 x 81 mm	3000	7620	76W	101	100°
2B30265 EnnioSM 240SM/4000/76W/80/PC/EM3H	2313 x 57 x 81 mm	4000	7940	76W	105	100°
2B30266 EnnioSM 240SM/5000/76W/80/PC/EM3H	2313 x 57 x 81 mm	5000	8150	76W	108	100°
2B30267 EnnioSM 240SM/6500/76W/80/PC/EM3H	2313 x 57 x 81 mm	6500	7940	76W	105	100°
2B30268 EnnioSM 240SM/3000/100W/80/PC/EM3H	2313 x 57 x 81 mm	3000	9240	100W	93	100°
2B30269 EnnioSM 240SM/4000/100W/80/PC/EM3H	2313 x 57 x 81 mm	4000	9630	100W	97	100°
2B30270 EnnioSM 240SM/5000/100W/80/PC/EM3H	2313 x 57 x 81 mm	5000	9890	100W	99	100°
2B30271 EnnioSM 240SM/6500/100W/80/PC/EM3H	2313 x 57 x 81 mm	6500	9630	100W	97	100°
2B30272 EnnioSM 300SM/3000/46W/80/PC/EM3H	2874 x 57 x 81 mm	3000	4900	46W	107	100°
2B30273 EnnioSM 300SM/4000/46W/80/PC/EM3H	2874 x 57 x 81 mm	4000	5100	46W	111	100°
2B30274 EnnioSM 300SM/5000/46W/80/PC/EM3H	2874 x 57 x 81 mm	5000	5240	46W	114	100°
2B30275 EnnioSM 300SM/6500/46W/80/PC/EM3H	2874 x 57 x 81 mm	6500	5100	46W	111	100°
2B30276 EnnioSM 300SM/3000/66W/80/PC/EM3H	2874 x 57 x 81 mm	3000	7110	66W	108	100°
2B30277 EnnioSM 300SM/4000/66W/80/PC/EM3H	2874 x 57 x 81 mm	4000	7410	66W	113	100°
2B30278 EnnioSM 300SM/5000/66W/80/PC/EM3H	2874 x 57 x 81 mm	5000	7610	66W	116	100°

## SKU SPECIFICATIONS

Product Code	Dimensions (mm)	CCT (K)	Lumens (lm)	Power (W)	Eff. (lm/watt)	Lens Angle (°)
<b>CRI 80</b>						
2B30279 EnnioSM 300SM/6500/66W/80/PC/EM3H	2874 x 57 x 81 mm	6500	7410	66W	113	100°
2B30280 EnnioSM 300SM/3000/74W/80/PC/EM3H	2874 x 57 x 81 mm	3000	7620	74W	103	100°
2B30281 EnnioSM 300SM/4000/74W/80/PC/EM3H	2874 x 57 x 81 mm	4000	7940	74W	108	100°
2B30282 EnnioSM 300SM/5000/74W/80/PC/EM3H	2874 x 57 x 81 mm	5000	8150	74W	111	100°
2B30283 EnnioSM 300SM/6500/74W/80/PC/EM3H	2874 x 57 x 81 mm	6500	7940	74W	108	100°
2B30284 EnnioSM 300SM/3000/100W/80/PC/EM3H	2874 x 57 x 81 mm	3000	10000	100W	100	100°
2B30285 EnnioSM 300SM/4000/100W/80/PC/EM3H	2874 x 57 x 81 mm	4000	10420	100W	105	100°
2B30286 EnnioSM 300SM/5000/100W/80/PC/EM3H	2874 x 57 x 81 mm	5000	10710	100W	108	100°
2B30287 EnnioSM 300SM/6500/100W/80/PC/EM3H	2874 x 57 x 81 mm	6500	10420	100W	105	100°
2B30288 EnnioSM 300SM/3000/120W/80/PC/EM3H	2874 x 57 x 81 mm	3000	11500	120W	96	100°
2B30289 EnnioSM 300SM/4000/120W/80/PC/EM3H	2874 x 57 x 81 mm	4000	11990	120W	100	100°
2B30290 EnnioSM 300SM/5000/120W/80/PC/EM3H	2874 x 57 x 81 mm	5000	12310	120W	103	100°
2B30291 EnnioSM 300SM/6500/120W/80/PC/EM3H	2874 x 57 x 81 mm	6500	11990	120W	100	100°