



## Artus R

### RECESSED | TEC EM SERIES

Recessed luminaire available in three different form factors: 60, 120, 150. It gives off mellow, pleasant light, appropriate for office environments in particular. It can be equipped with dimming and emergency kits.

Artus R has particular technical specifications, please see the following:

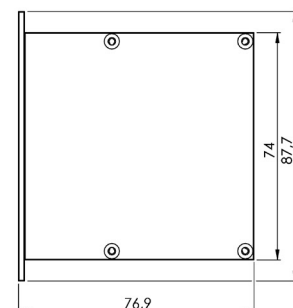
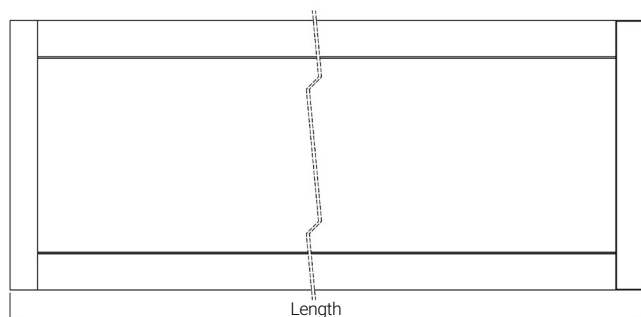
- Artus R TEC - standard specifications for office spaces
- **Artus R TEC EM - with emergency kit**
- Artus R ECO-DALI - with dimming
- Artus R ECO-DALI EM - with dimming and emergency options

### FEATURES & BENEFITS

- CRI 80 as standard
- 4 color temperatures, specialized options included (3000K, 4000K, 5000K, 6500K)
- Long rated life: L90/B10@50.000h
- Luminaire efficiency: 122 lm/w @4000K
- Low UGR: <17 @4000K
- With emergency kits of 1h and 3 h (EM series only)

### APPLICATION

Office | Healthcare | Hospitality | DIY



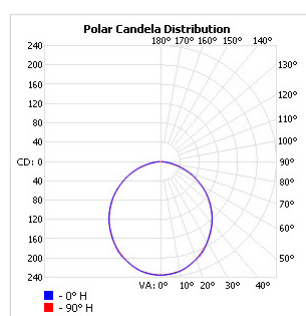
**SPECIFICATIONS**

Power consumption	15W, 25W, 32W, 38W, 50W	23W, 33W, 37W, 50W, 60W
Dimensions	1180 x 76.9 x 87.7 ± 1mm	1466 X 76.9 X 87.7±1mm
Weight	4.8 - 4.9Kg	5.7 - 5.8 kg
Housing materials	Aluminum & Polycarbonate	
IK code	IK04	
THD (at 230V, 50Hz, Full load)	<8%	
Protection class	Safety class 1	
Operating temperature [°C]	+5C...+45C/+41F...+113F	
Operating humidity [%]	10 ÷ 85	
Power factor	≥0.95	
AC Input [Vac]	220 - 240 VAC	
Lens angle [°]	110°	
Lifespan [h]	50,000	
Housing color	● Anodised grey	
Lumen maintenance	L90/B10@50.000h at 25°C	
IP factor	IP40	
Control optional	For product information please see <b>Artus R ECO-DALI EM</b> datasheet	
Warranty [years]	5	
Storage temperature range [°C]	+5...+25°C / +41F...+77F	
Emergency option	EM1H, EM3H	

Light application	Standard
CRI	CRI 80
CCT [K]	3000K/4000K/5000K/6500K
MacAdam	4

CRI - Color rendering, CCT - Color temperature, MacAdam - Color consistency

**LIGHT DISTRIBUTION**



A110

**RISK GROUP**

---

**RG1**

The evaluation of photobiological safety is carried out according to the standard IEC 62471:2008 (“Photobiological safety of lamps and lamp systems”). Following the definition of the risk grouping system of the mentioned IEC standard, the LEDs mounted on this family fall into the class “Low Risk (RG1 – No photobiological hazard under normal behavioral limitations)”. Under real circumstances (regarding exposure time, pupils, observation distance), it is assumed that there is no endangerment to the eye from these devices. As a matter of principle, however, it should be mentioned that intense light sources have a high secondary exposure potential due to their blinding effect.

**TOLERANCES**

---

**Luminous flux tolerances:** -/+ 5%

**Consumption tolerance:** -/+ 5% for TEC | -/+ 10% for TEC & KIT EM | -/+ 10% for ECO-DALI | -/+ 15% for ECO-DALI & KIT EM

**BATTERY WARRANTY**

---

**TEC EM & ECO EM:** 12 months warranty

**TEC & ECO:** -

**MAXIMUM NO. OF LUMINAIRES ON A CIRCUIT**

---

Power	Driver type	Control type	Circuit Breaker Type						
			Amperage	B			C		
				20	16	10	20	16	10
< 50W		TEC		37	30	18	62	51	31
≥ 50W		TEC		37	30	18	62	51	31
< 80W		ECO		27	21	13	45	35	21

SKU SPECIFICATIONS

Product Code	Dimensions (mm)	CCT (K)	Lumens (lm)	Power (W)	Eff. (lm/watt)	Lens Angle (°)
<b>CRI 80</b>						
101104 Artus 120R/3000/15W/80/EM1H	1180 x 76.9 x 87.7 ± 1mm	3000	1660	15W	111	110°
101105 Artus 120R/4000/15W/80/EM1H	1180 x 76.9 x 87.7 ± 1mm	4000	1730	15W	116	110°
101106 Artus 120R/5000/15W/80/EM1H	1180 x 76.9 x 87.7 ± 1mm	5000	1775	15W	119	110°
101107 Artus 120R/6500/15W/80/EM1H	1180 x 76.9 x 87.7 ± 1mm	6500	1730	15W	116	110°
101108 Artus 120R/3000/25W/80/EM1H	1180 x 76.9 x 87.7 ± 1mm	3000	2745	25W	110	110°
101109 Artus 120R/4000/25W/80/EM1H	1180 x 76.9 x 87.7 ± 1mm	4000	2860	25W	115	110°
101110 Artus 120R/5000/25W/80/EM1H	1180 x 76.9 x 87.7 ± 1mm	5000	2940	25W	118	110°
101111 Artus 120R/6500/25W/80/EM1H	1180 x 76.9 x 87.7 ± 1mm	6500	2860	25W	115	110°
101112 Artus 120R/3000/32W/80/EM1H	1180 x 76.9 x 87.7 ± 1mm	3000	3505	32W	110	110°
101113 Artus 120R/4000/32W/80/EM1H	1180 x 76.9 x 87.7 ± 1mm	4000	3655	32W	115	110°
101114 Artus 120R/5000/32W/80/EM1H	1180 x 76.9 x 87.7 ± 1mm	5000	3750	32W	118	110°
101115 Artus 120R/6500/32W/80/EM1H	1180 x 76.9 x 87.7 ± 1mm	6500	3655	32W	115	110°
101116 Artus 120R/3000/38W/80/EM1H	1180 x 76.9 x 87.7 ± 1mm	3000	4135	38W	109	110°
101117 Artus 120R/4000/38W/80/EM1H	1180 x 76.9 x 87.7 ± 1mm	4000	4310	38W	114	110°
101118 Artus 120R/5000/38W/80/EM1H	1180 x 76.9 x 87.7 ± 1mm	5000	4425	38W	117	110°
101119 Artus 120R/6500/38W/80/EM1H	1180 x 76.9 x 87.7 ± 1mm	6500	4310	38W	114	110°
101120 Artus 120R/3000/50W/80/EM1H	1180 x 76.9 x 87.7 ± 1mm	3000	5065	50W	102	110°
101121 Artus 120R/4000/50W/80/EM1H	1180 x 76.9 x 87.7 ± 1mm	4000	5280	50W	106	110°
101122 Artus 120R/5000/50W/80/EM1H	1180 x 76.9 x 87.7 ± 1mm	5000	5425	50W	109	110°
101123 Artus 120R/6500/50W/80/EM1H	1180 x 76.9 x 87.7 ± 1mm	6500	5280	50W	106	110°
101124 Artus 150R/3000/23W/80/EM1H	1466 x 76.9 x 87.7 ± 1mm	3000	2660	23W	116	110°
101125 Artus 150R/4000/23W/80/EM1H	1466 x 76.9 x 87.7 ± 1mm	4000	2775	23W	121	110°
101126 Artus 150R/5000/23W/80/EM1H	1466 x 76.9 x 87.7 ± 1mm	5000	2850	23W	124	110°
101127 Artus 150R/6500/23W/80/EM1H	1466 x 76.9 x 87.7 ± 1mm	6500	2775	23W	121	110°
101128 Artus 150R/3000/33W/80/EM1H	1466 x 76.9 x 87.7 ± 1mm	3000	3860	33W	117	110°
101129 Artus 150R/4000/33W/80/EM1H	1466 x 76.9 x 87.7 ± 1mm	4000	4025	33W	122	110°
101130 Artus 150R/5000/33W/80/EM1H	1466 x 76.9 x 87.7 ± 1mm	5000	4130	33W	126	110°
101131 Artus 150R/6500/33W/80/EM1H	1466 x 76.9 x 87.7 ± 1mm	6500	4025	33W	122	110°
101132 Artus 150R/3000/37W/80/EM1H	1466 x 76.9 x 87.7 ± 1mm	3000	4150	37W	113	110°
101133 Artus 150R/4000/37W/80/EM1H	1466 x 76.9 x 87.7 ± 1mm	4000	4325	37W	117	110°
101134 Artus 150R/5000/37W/80/EM1H	1466 x 76.9 x 87.7 ± 1mm	5000	4440	37W	120	110°
101135 Artus 150R/6500/37W/80/EM1H	1466 x 76.9 x 87.7 ± 1mm	6500	4325	37W	117	110°
101136 Artus 150R/3000/50W/80/EM1H	1466 x 76.9 x 87.7 ± 1mm	3000	5140	50W	103	110°
101137 Artus 150R/4000/50W/80/EM1H	1466 x 76.9 x 87.7 ± 1mm	4000	5355	50W	108	110°
101138 Artus 150R/5000/50W/80/EM1H	1466 x 76.9 x 87.7 ± 1mm	5000	5500	50W	110	110°
101139 Artus 150R/6500/50W/80/EM1H	1466 x 76.9 x 87.7 ± 1mm	6500	5355	50W	108	110°
101140 Artus 150R/3000/60W/80/EM1H	1466 x 76.9 x 87.7 ± 1mm	3000	6260	60W	105	110°
101141 Artus 150R/4000/60W/80/EM1H	1466 x 76.9 x 87.7 ± 1mm	4000	6525	60W	109	110°
101142 Artus 150R/5000/60W/80/EM1H	1466 x 76.9 x 87.7 ± 1mm	5000	6700	60W	112	110°
101143 Artus 150R/6500/60W/80/EM1H	1466 x 76.9 x 87.7 ± 1mm	6500	6525	60W	109	110°
101200 Artus 120R/3000/15W/80/EM3H	1180 x 76.9 x 87.7 ± 1mm	3000	1660	15W	111	110°
101201 Artus 120R/4000/15W/80/EM3H	1180 x 76.9 x 87.7 ± 1mm	4000	1730	15W	116	110°
101202 Artus 120R/5000/15W/80/EM3H	1180 x 76.9 x 87.7 ± 1mm	5000	1775	15W	119	110°
101203 Artus 120R/6500/15W/80/EM3H	1180 x 76.9 x 87.7 ± 1mm	6500	1730	15W	116	110°
101204 Artus 120R/3000/25W/80/EM3H	1180 x 76.9 x 87.7 ± 1mm	3000	2745	25W	110	110°
101205 Artus 120R/4000/25W/80/EM3H	1180 x 76.9 x 87.7 ± 1mm	4000	2860	25W	115	110°
101206 Artus 120R/5000/25W/80/EM3H	1180 x 76.9 x 87.7 ± 1mm	5000	2940	25W	118	110°
101207 Artus 120R/6500/25W/80/EM3H	1180 x 76.9 x 87.7 ± 1mm	6500	2860	25W	115	110°
101208 Artus 120R/3000/32W/80/EM3H	1180 x 76.9 x 87.7 ± 1mm	3000	3505	32W	110	110°
101209 Artus 120R/4000/32W/80/EM3H	1180 x 76.9 x 87.7 ± 1mm	4000	3655	32W	115	110°

## SKU SPECIFICATIONS

Product Code	Dimensions (mm)	CCT (K)	Lumens (lm)	Power (W)	Eff. (lm/watt)	Lens Angle (°)
<b>CRI 80</b>						
101210 Artus 120R/5000/32W/80/EM3H	1180 x 76.9 x 87.7 ± 1mm	5000	3750	32W	118	110°
101211 Artus 120R/6500/32W/80/EM3H	1180 x 76.9 x 87.7 ± 1mm	6500	3655	32W	115	110°
101212 Artus 120R/3000/38W/80/EM3H	1180 x 76.9 x 87.7 ± 1mm	3000	4135	38W	109	110°
101213 Artus 120R/4000/38W/80/EM3H	1180 x 76.9 x 87.7 ± 1mm	4000	4310	38W	114	110°
101214 Artus 120R/5000/38W/80/EM3H	1180 x 76.9 x 87.7 ± 1mm	5000	4425	38W	117	110°
101215 Artus 120R/6500/38W/80/EM3H	1180 x 76.9 x 87.7 ± 1mm	6500	4310	38W	114	110°
101216 Artus 120R/3000/50W/80/EM3H	1180 x 76.9 x 87.7 ± 1mm	3000	5065	50W	102	110°
101217 Artus 120R/4000/50W/80/EM3H	1180 x 76.9 x 87.7 ± 1mm	4000	5280	50W	106	110°
101218 Artus 120R/5000/50W/80/EM3H	1180 x 76.9 x 87.7 ± 1mm	5000	5425	50W	109	110°
101219 Artus 120R/6500/50W/80/EM3H	1180 x 76.9 x 87.7 ± 1mm	6500	5280	50W	106	110°
101220 Artus 150R/3000/23W/80/EM3H	1466 x 76.9 x 87.7 ± 1mm	3000	2660	23W	116	110°
101221 Artus 150R/4000/23W/80/EM3H	1466 x 76.9 x 87.7 ± 1mm	4000	2775	23W	121	110°
101222 Artus 150R/5000/23W/80/EM3H	1466 x 76.9 x 87.7 ± 1mm	5000	2850	23W	124	110°
101223 Artus 150R/6500/23W/80/EM3H	1466 x 76.9 x 87.7 ± 1mm	6500	2775	23W	121	110°
101224 Artus 150R/3000/33W/80/EM3H	1466 x 76.9 x 87.7 ± 1mm	3000	3860	33W	117	110°
101225 Artus 150R/4000/33W/80/EM3H	1466 x 76.9 x 87.7 ± 1mm	4000	4025	33W	122	110°
101226 Artus 150R/5000/33W/80/EM3H	1466 x 76.9 x 87.7 ± 1mm	5000	4130	33W	126	110°
101227 Artus 150R/6500/33W/80/EM3H	1466 x 76.9 x 87.7 ± 1mm	6500	4025	33W	122	110°
101228 Artus 150R/3000/37W/80/EM3H	1466 x 76.9 x 87.7 ± 1mm	3000	4150	37W	113	110°
101229 Artus 150R/4000/37W/80/EM3H	1466 x 76.9 x 87.7 ± 1mm	4000	4325	37W	117	110°
101230 Artus 150R/5000/37W/80/EM3H	1466 x 76.9 x 87.7 ± 1mm	5000	4440	37W	120	110°
101231 Artus 150R/6500/37W/80/EM3H	1466 x 76.9 x 87.7 ± 1mm	6500	4325	37W	117	110°
101232 Artus 150R/3000/50W/80/EM3H	1466 x 76.9 x 87.7 ± 1mm	3000	5140	50W	103	110°
101233 Artus 150R/4000/50W/80/EM3H	1466 x 76.9 x 87.7 ± 1mm	4000	5355	50W	108	110°
101234 Artus 150R/5000/50W/80/EM3H	1466 x 76.9 x 87.7 ± 1mm	5000	5500	50W	110	110°
101235 Artus 150R/6500/50W/80/EM3H	1466 x 76.9 x 87.7 ± 1mm	6500	5355	50W	108	110°
101236 Artus 150R/3000/60W/80/EM3H	1466 x 76.9 x 87.7 ± 1mm	3000	6260	60W	105	110°
101237 Artus 150R/4000/60W/80/EM3H	1466 x 76.9 x 87.7 ± 1mm	4000	6525	60W	109	110°
101238 Artus 150R/5000/60W/80/EM3H	1466 x 76.9 x 87.7 ± 1mm	5000	6700	60W	112	110°
101239 Artus 150R/6500/60W/80/EM3H	1466 x 76.9 x 87.7 ± 1mm	6500	6525	60W	109	110°